

HOEFLON®

C10e



Hoeflon. Good job.

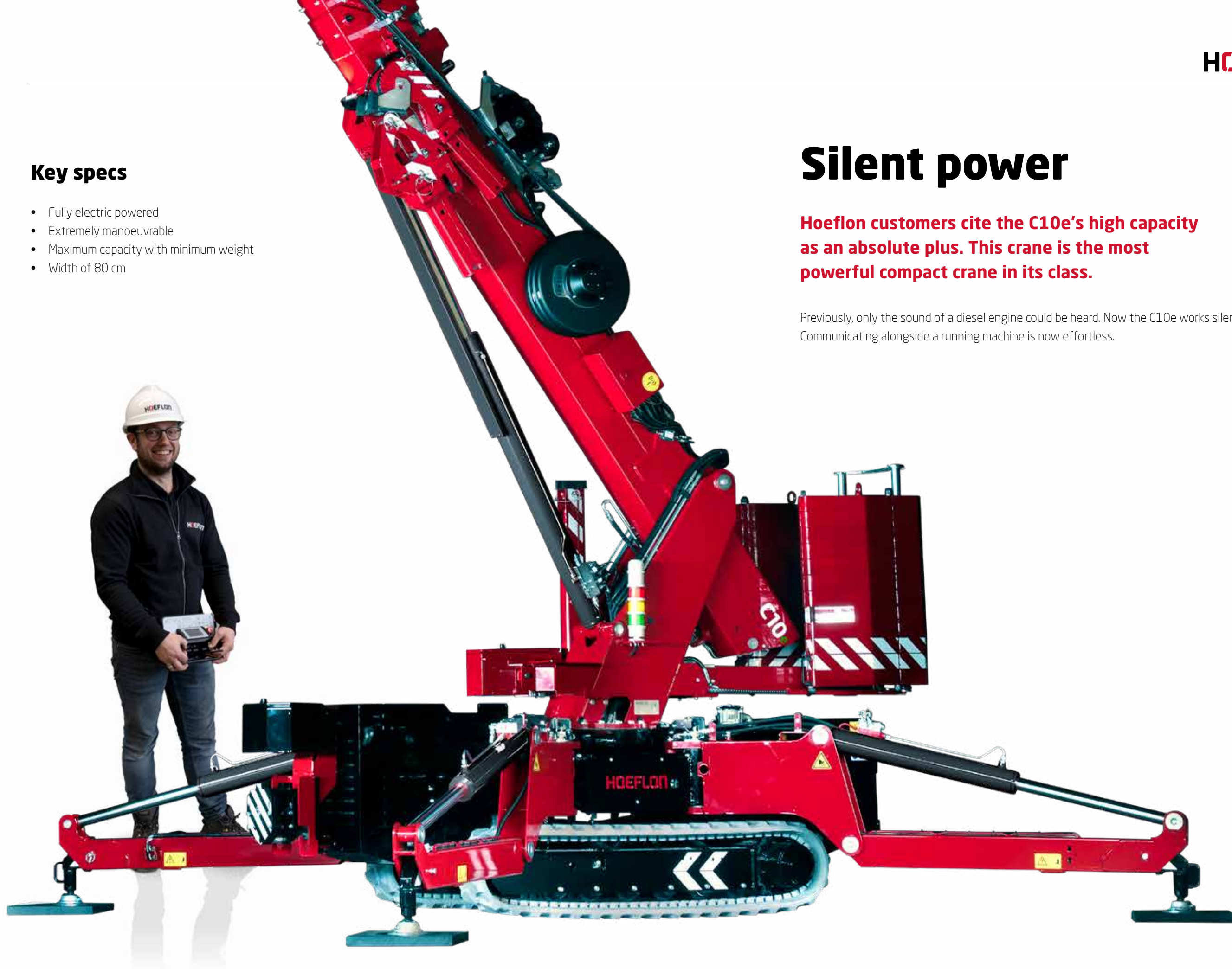
Key specs

- Fully electric powered
- Extremely manoeuvrable
- Maximum capacity with minimum weight
- Width of 80 cm

Silent power

Hoeflon customers cite the C10e's high capacity as an absolute plus. This crane is the most powerful compact crane in its class.

Previously, only the sound of a diesel engine could be heard. Now the C10e works silently. Communicating alongside a running machine is now effortless.



CO₂ neutral! 100% electric

The Hoeflon C10e is a fully electric mini-crane. That means CO₂ neutrality when you work with this machine. In more and more places, this is a firm requirement.

A mini-crane is ideally suited for all-electric operation, because a mini-crane is often used inside or near a building where electric power is available. There are also places where there is no electricity. Fortunately, there are mobile battery systems available that provide you with temporary power.

Construction

We use LiFePO₄ battery technology. This composition has many advantages, especially when it comes to safety compared to other Li-ion batteries. The LiFePO₄ battery cells cannot ignite or explode during charging/discharging. The battery has a long service life and can be charged and discharged frequently with minimal performance degradation. The composition is environmentally friendly, and high and low temperatures hardly affect the battery cell.



Information about the electric crane

At a duty cycle of 50%, you can run the crane for eight hours. At lower temperatures the capacity of the battery decreases and you need to recharge it more quickly. The crane is fully charged again in five hours.



**capacity
of up to
8 hours**



- ✓ Ability to charge with a generator (3 kW minimum)
- ✓ The C10e has three possible charging rates: 2.5, 5 and 10 amps.

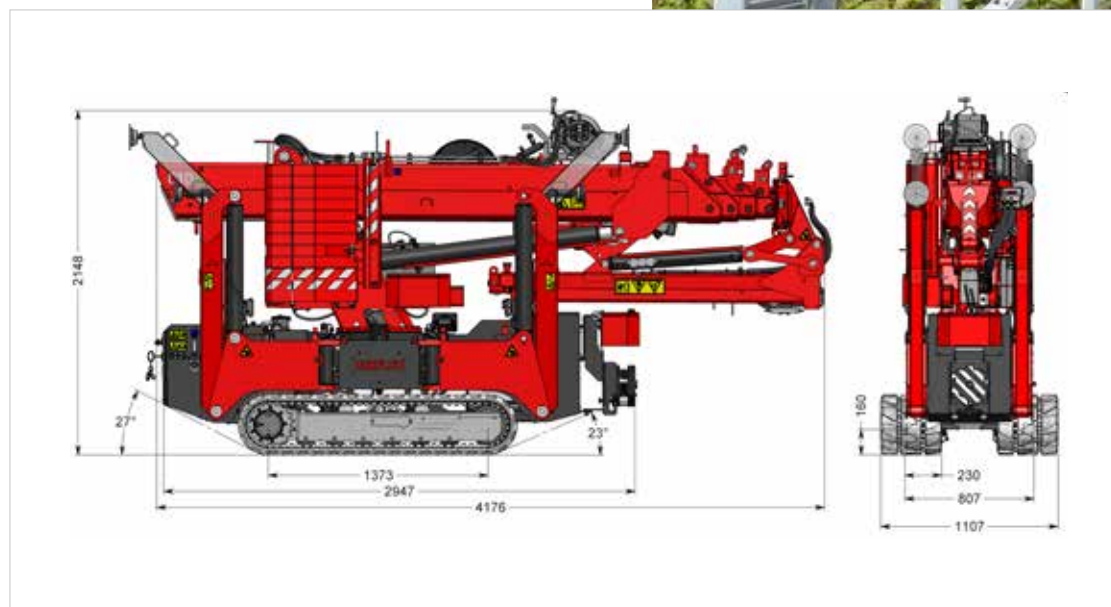
- You can work and charge at the same time. The mini-crane recharges faster than it discharges.
- At low temperatures the battery warms itself up to 0 °C, at which point it starts to charge.
- The C10e can be used at temperatures of -10 to +40 °C.
- The battery's state of charge is shown on the machine.
- Recharging is possible with 230 V and 110 V single phase.
- The C10e has three possible charging rates:
 - Position 1: charging at 550 W (2.5 A at 230 V)
 - Position 2: charging at 1100 W (5 A at 230 V)
 - Position 3: charging at 2300 W (10 A at 230 V)

On the move

From A to B with the Hoeflon C10e

Large powerhouse. At 4,700 kilograms, the C10e can definitely be called that. The C10e gets the maximum capacity out of a 4-tonne mini-crane.

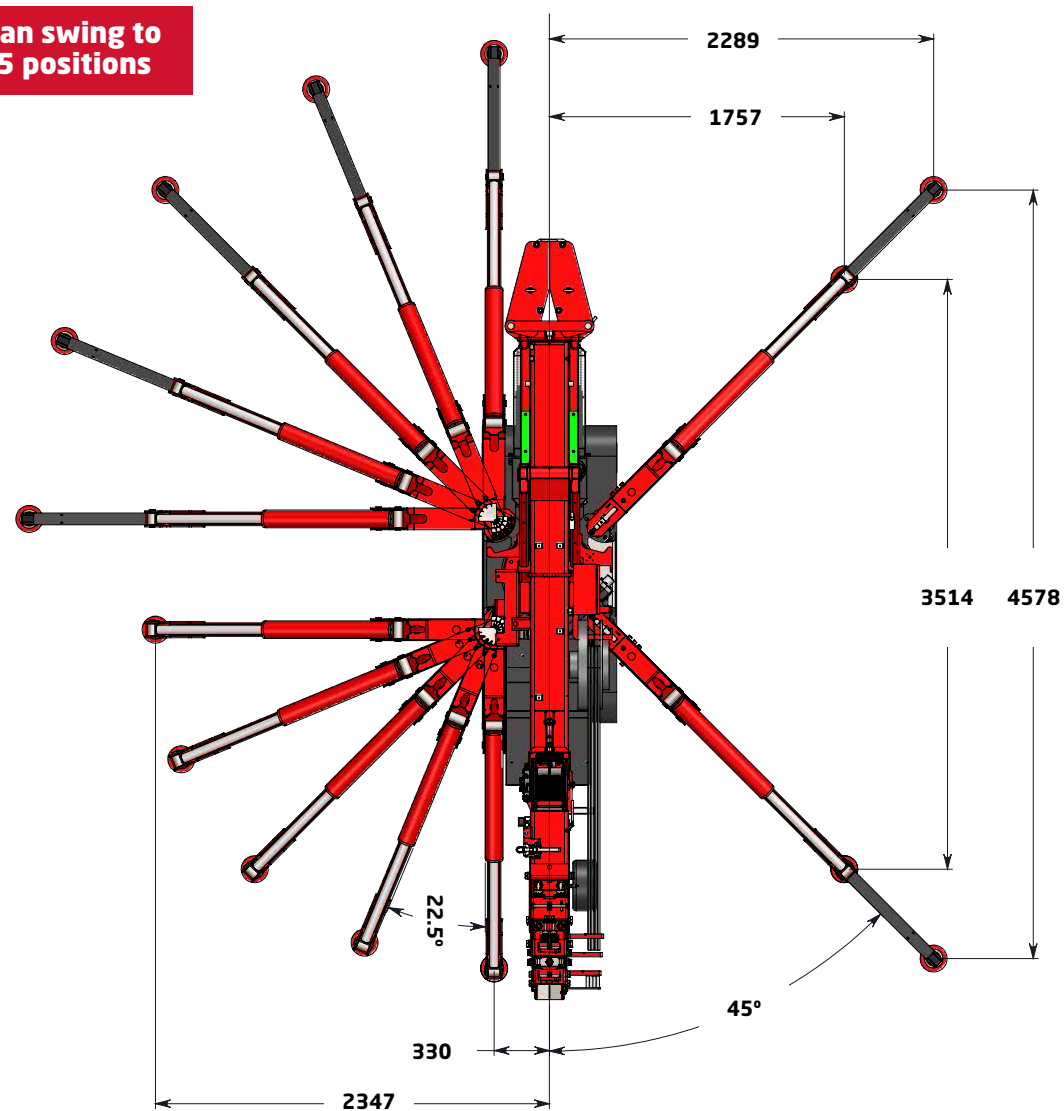
The C10e's compact size allows it to easily squeeze through tight spots. The crane is just 80 centimetres wide and its height can be reduced to 1.90 metres. So narrow passages are no problem at all. Whether you are hoisting a swimming pool into a backyard or moving a complete production line in a factory, the C10e does it all.



Technical specifications

Positioning

can swing to
5 positions



Manually extendable legs

The C10e's legs are manually extendable. So you can attain the maximum capacity in practically any situation.

Manually adjustable legs

The C10e's legs can be manually positioned. There are five possible positions for each leg. This provides a lot of flexibility.



At work

Lifting and hoisting

Jib

The jib weighs 200 kg and has a maximum capacity of 1200 kg. The jib can lift at angles of up to 15 degrees in the negative direction. This means the jib can pass through the dead point.




Adjustable section with manual jib extension

The adjustable section with manual jib extension is used as a strong jib on the main boom. This adjustable section has a capacity of four tonnes. It can also be used as a jib extension. The manual jib extension is used for placing glass. This is done extremely gently thanks to the rubber head. The weight of the adjustable section with manual jib extension is 26 kg.



Winch cable capacity

There are two winch options for the C10e. The 1000 kg winch with 40 metres of cable is standard. A second possibility is the 800 kg winch with 80 metres of cable. By reeving, you can reach the maximum capacity of 4,000 kg with the 1,000 kg winch and the maximum capacity of 3,200 kg with the 800 kg winch.



Head dimensions

The C10e has a compact head.
This makes it possible to work in confined spaces.




Lifting point

The crane has one lifting point for lifting the crane in the transport position.


Work lights

The C10e has two work lights as standard: one at the bottom of the jib and the other at the bottom of the main boom.



Winch head and adjustable section

There is room on the side of the main boom to hang the winch head and adjustable section.




Remote control

- 1 The channel.
- 2 Position of outriggers and capacity of the crane.
- 3 Remote control battery state of charge.
- 4 Height and outreach of the crane.
- 5 Weight hanging from the machine and the maximum capacity of the crane.
- 6 Lifting percentage.

Outrigger pads

The C10e has four outrigger pads for the legs as standard. The dimensions of these outrigger pads are 400 x 400 mm.



Winch weight

The winch weight hangs at the front of the machine. The winch weight is 33 kg.



Operation

The lightweight remote has six paddle switches that provide very responsive control. The remote control can be used with either a neck or hip belt.



Retractable/extendable counterweight

The counterweight can be hydraulically extended and manually tilted. The capacity of the crane increases when the ballast is extended. The crane detects whether the ballast is extended or retracted.



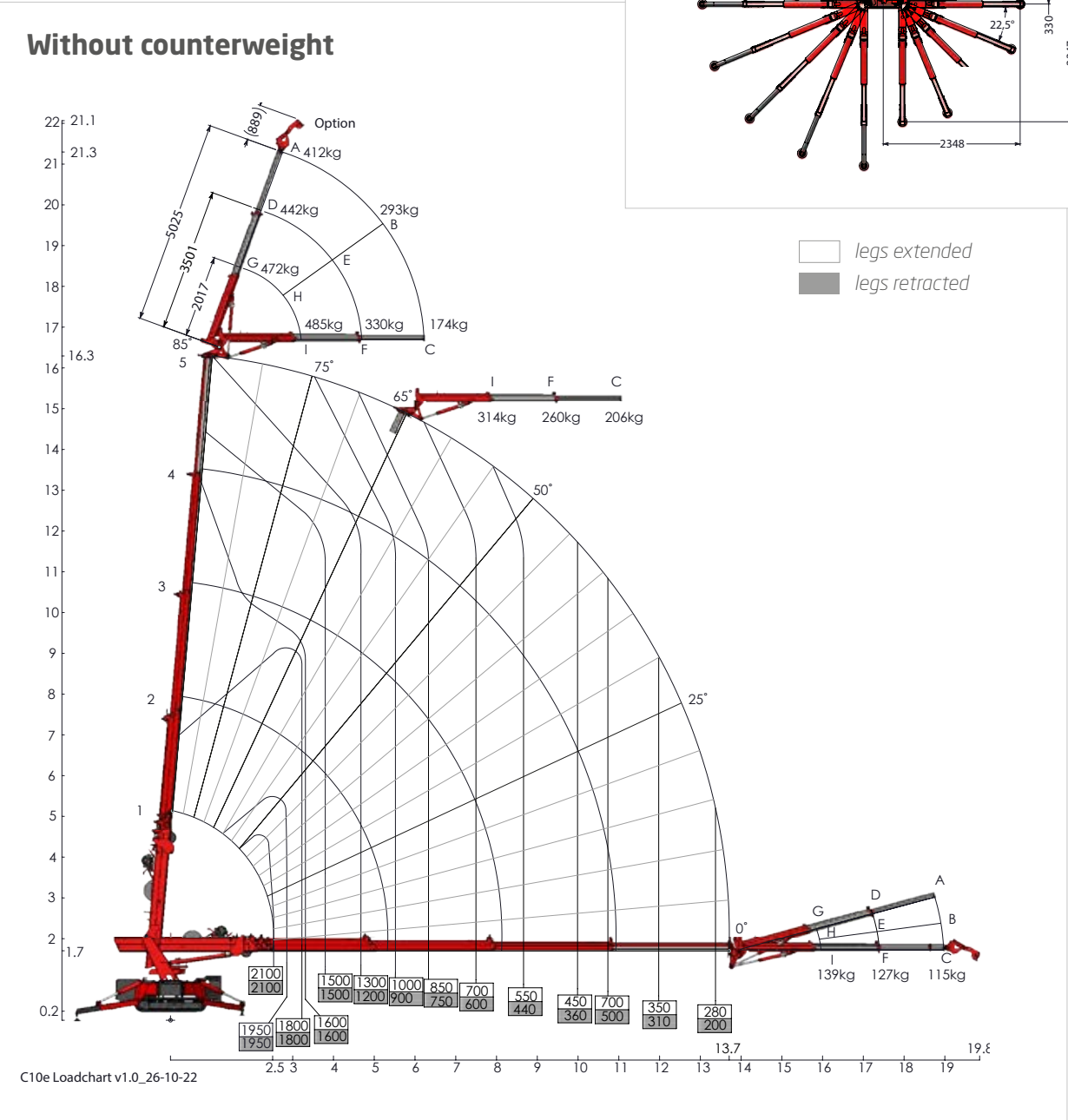
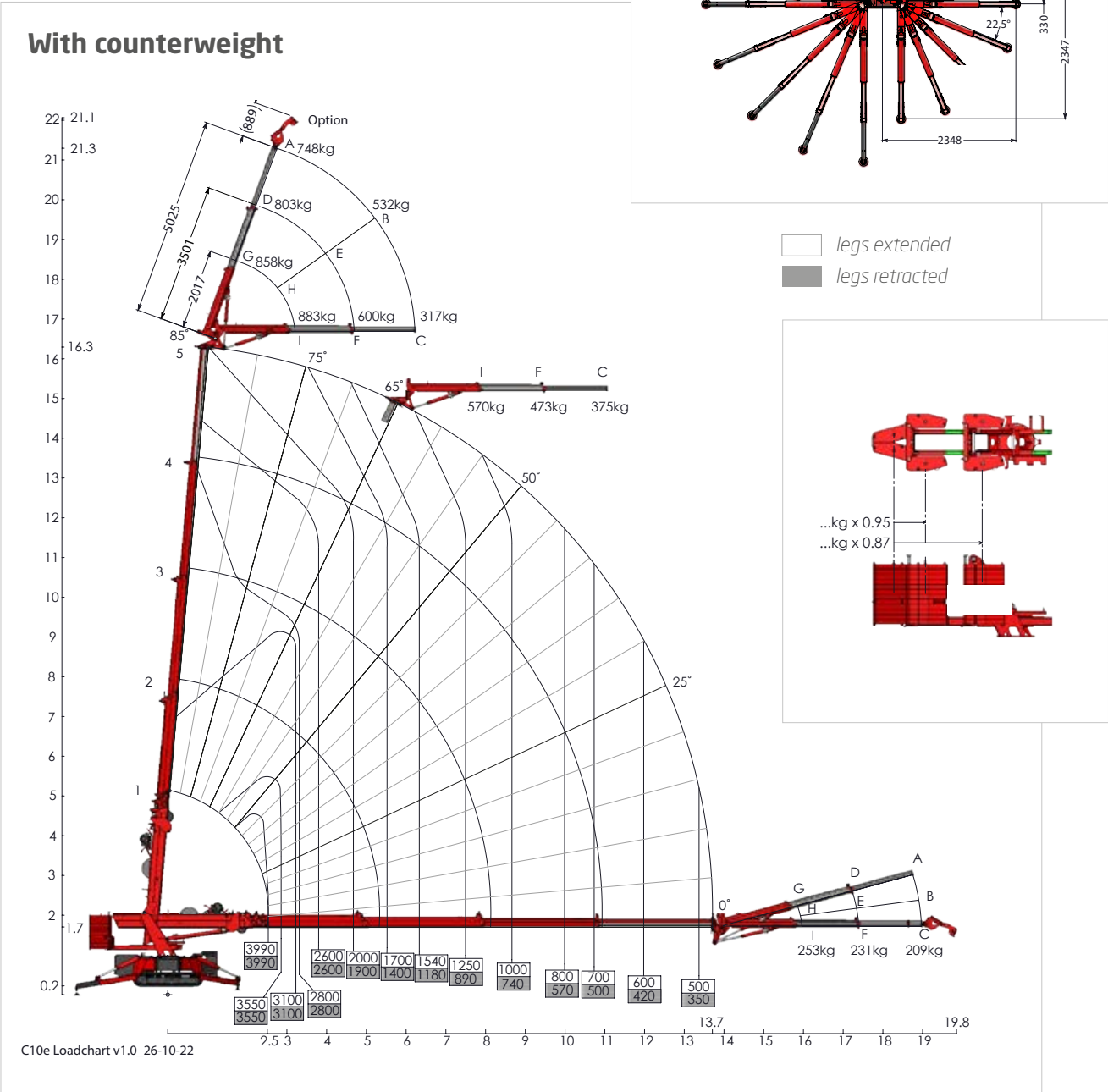
Removable ballast

The C10e's ballast is removable. This makes it possible to reduce the weight of the crane by 1340 kg. By also removing the jib, it is possible to reduce the crane's own weight to 3260 kg.



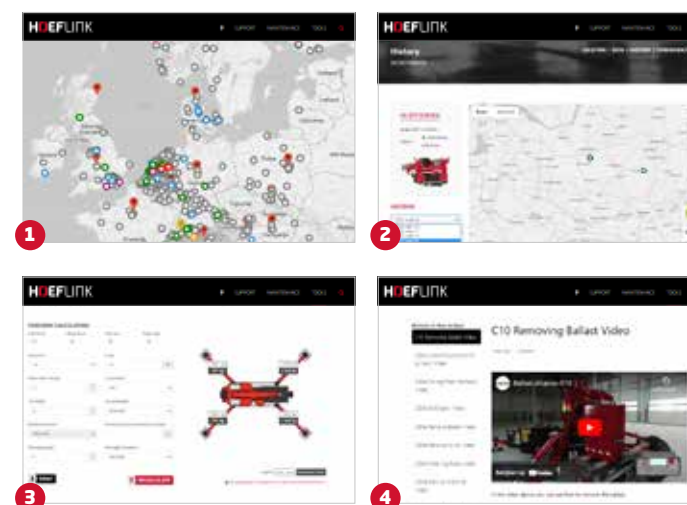
Technical specifications

Load charts



Hoeflon and service **Solution guaranteed!**

Hoeflon stands for quality. In the unlikely event of a problem, we will solve it! Service is of paramount importance. The primary objective is ensuring that the crane is back in service as quickly as possible. Local service shops, service vans and trained service technicians are present in all markets that Hoeflon serves. This is your guarantee that you will be back to work in no time!



Hoeflink

- 1 Remote support
- 2 Up to three weeks of history available for review.
- 3 Calculate the outrigger pressure of each machine for every situation.
- 4 Access to the Hoeflon support database with explanatory videos, user manuals and more.

Interested?

Then watch a demo at one of our dealers!



Hoeflon dealers

Hoeflon is represented on all continents. This means you have a personal point of contact. You can always reach out to them for purchase and service. Communication is always in your own language.

Call one of our dealers for more information on the C10e, or one of the other Hoeflon cranes. You can also make an appointment for a comprehensive demo.

We look forward to your visit!



C10e

The powerful all-rounder!

Hoeflon International B.V.

Zwolleweg 2

3771 NR Barneveld, NL

T 0342 400288

sales@hoeflon.com

KVK 66408962

BIC ABNANL2A

BTW NL856539806B01

IBAN NL96ABNA0457114533

www.hoeflon.com